

350W LED POWER SUPPLY SINGLE OUTPUT



Dimension
L: 215 mm
W:115 mm
H:50mm

Weight: 0.76Kg

■Applications

- Industrial controlsystem
- Industrial automation machinery
- Mechanical and electrical equipment
- Electronic instruments, equipments or apparatus
- LED Lighting Series

■Features

- International broad voltage AC input
- Protection: short-circuit, overload,overheat
- 100% full-load aged
- 300VAC surge for 5 seconds withstandable
- Working temperature up to 60°C
- 5G vibration tested
- High efficiency, long life span, and high reliability
- 2 years warranty

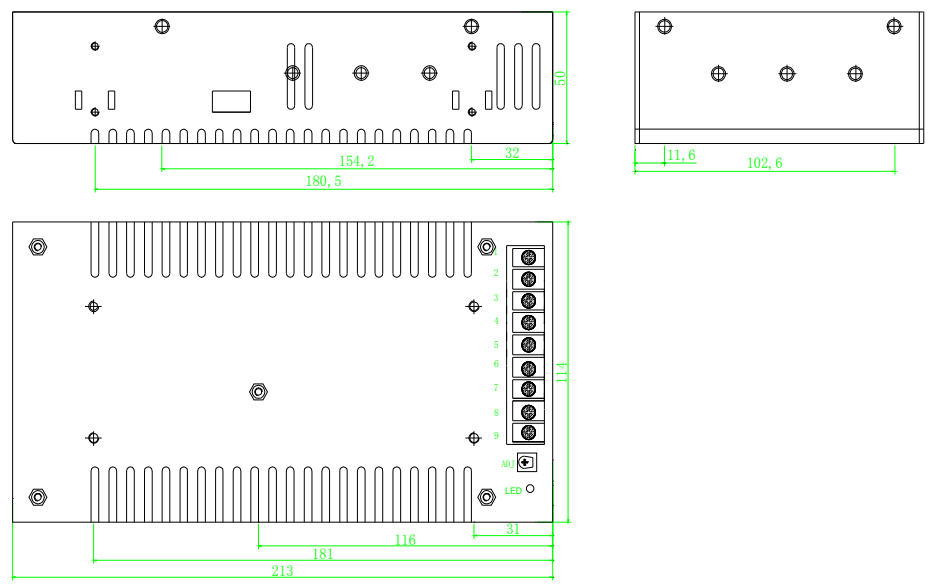


support@starwell.cc

Specifications

Product No.		NW-350-12	NW-350-15	NW-350-24	NW-350-48		
Output	DC voltage	12V	15V	24V	48V		
	Rated Current	30A	23.3A	15A	7.3A		
	Current Range	0-30A	0-23.3A	0-15A	0-7.3A		
	Rated Power	360W	350W	360W	350W		
	Ripple and Noise(Max)Note.2	150mVp-p	180mVp-p	240mVp-p	250mVp-p		
	Voltage adjustment	10.8-13.2V	13.5-16.5V	22-27.6V	44-52V		
	Voltage Accuracy Note3	±1%	±1%	±1%	±1%		
	Linear Adjustment Note4	±0.5%	±0.5%	±0.5%	±0.5%		
	Load Adjustment Note5	±0.5%	±0.5%	±0.5%	±0.5%		
	Start and rise time	1000ms,30ms/230VAC 1000ms,30ms/110V					
Hold time (Typ)	50ms/230VAC 10ms/115AC						
Input	Voltage range	AC 110V±15%/AC 220±15% changed by switch					
	Frequency range	50HZ/60HZ					
	Efficiency (Typ)	86%	87%	88%	88%		
	AC current (Typ)	6.6A/110V 3.3A/220V					
	Surge current (Typ)	Cold Start: 65A/230VAC					
	Current leak	<2mA/240VAC					
Protection	Overload	Larger than 105% of capacity restoration after abnormality removed					
	Overvoltage	Protection type: Turn off the output voltage and resume after restart					
Environment	Working temp.	-20~+60°C (Refer to the tenuation curve)					
	Working humidity	20~90% RH, without condense					
	Storage temp & hmdty	-40~+80°C					
	Temp. coefficient	±0.03%/°C (0~50°C)					
	Vibration proof	10~500HZ,5G 10min / cycle, X、Y、Z axes 60 min each					
Safety reg. & EMC (Note.6)	Safety regulation	GB195110.1-2004/IEC61347-1:2003 CE(EMC+LVD)					
	Voltage proof	I/P-O:1.5KVAC I/P-FG:1.5KVAC O/P-FG:0.5KVAC					
	insulation resistance	I/P-O/P, I/P-FG,O/P-FG:100M Ohms/500VDC/25°C/70% RH					
	EMC irradiation	EN 55032:2015+A11:2020;EN55035:2017+A11:2020					
	EMC disturbance proof	EN IEC 61000-3-2:2019; EN 61000-3-3:2013+A1:2019					
	Dimensions	215*115*50mm(L*W*H)					
	Packing	0.76kg/PCS;24PCS/21.2kg					
Notes:	1. Unless specially indicated, all data are taken under 230VAC input, rated load and 25°C environment temp. 2.Ripple and noise: measured with a 12" double ripple cord connected in parallel with a 0.1μF and a 47 μF capacitor on 20MHz bandwidth. 3.Accuracy: including preset errors, linear adjustment rate and load adjustment rate. 4.Linear adjustment: taken under rated load from low voltage to high voltage. 5.Load adjustment: taken under 0~100% of rated load. 6. Power supply is taken as part of the whole system, and needs to be confirmed with terminal instruments for EMC.						

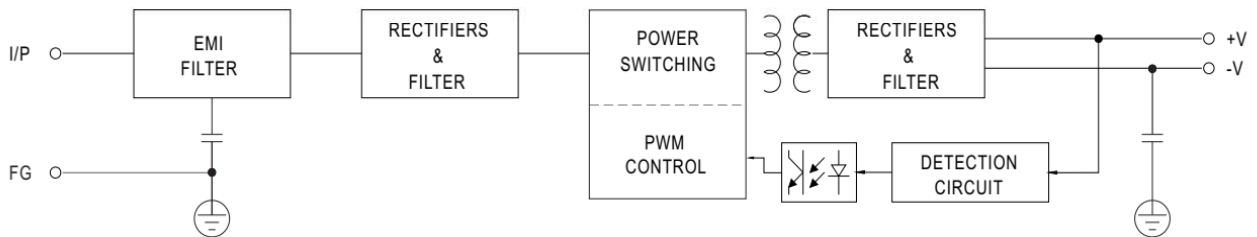
Mechanical Specification



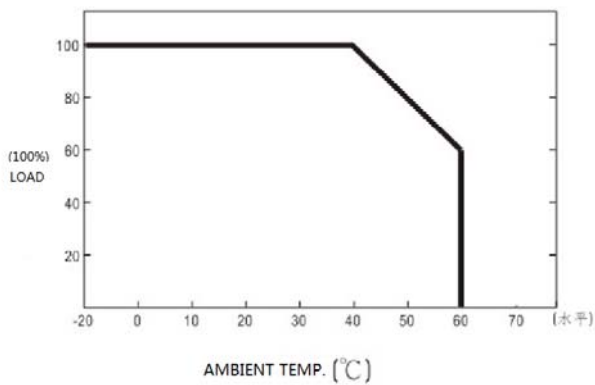
Terminal foot definition

Foot No.	Foot func.	Foot No.	Foot func.
1	AC/L	6	OUTPUT-
2	AC/N	7	OUTPUT+
3	FG	8	OUTPUT+
4	OUTPUT-	9	OUTPUT+
5	OUTPUT-	-	-

Block Diagram



Derating Curve



Output Derating VS Input Voltage

